

**Asian Business School**  
Balance Sheet as at 31st March 2022


LIABILITIES		Amount	ASSETS		Amount
<b>Corpus Funds</b>			<b>Fixed Assets</b>	"D"	34,586,950
Less: Deficit (Excess of Expenditure over Income)	94,919,438		(As per Schedule)		
	5,289,933	100,209,371	<b>Current Assets</b>		
<b>Secured Loan</b>	"A" 20,579		Sundry Debtors	"E" 7,340,022	
		20,579	Cash & Bank Balance	"F" 660,538	
			Loans & Advances	"G" 1,804,425	
			Other Current Assets	"H" 2,769,989	12,574,974
<b>Current Liabilities</b>			<b>Inter Unit Balances</b>		
Sundry Creditors	"B" 9,519,804		Asian Society Of Film & TV	97,467,307	97,467,307
Other Liabilities	"C" 34,879,477	44,399,281			
<b>TOTAL</b>		144,629,232	<b>TOTAL</b>		144,629,232


In terms of our separate report of even date annexed


FOR ASIAN BUSINESS SCHOOL

For RAV & ASSOCIATES  
CHARTERED ACCOUNTANTS  
FRN No: 021000N



  
 (VINAY BANSAL)  
 Partner  
 Memb. No: 503316  
 UDIN:

  
 (Trustee)

  
 (Trustee)

Place: New Delhi  
Date: 19/09/2022

**Asian Business School**  
**Income & Expenditure Account for the year ended 31st March 2022**

EXPENDITURE	Amt.	INCOME	Amt.
To Annual Function Expense	446,101	By Course Fees	88,610,000
To Affiliation charge	507,142	By Hostel fee	1,898,500
To Alumni Relation	5,700	By Examination Fee	285,460
To Annual Maintenance Charge	262,786	By Interest Income	1,690
To Bank Charges	320,847	By Other Income	24,997
To Books & Periodicals	520,515	By R & D Cell	36,797
To Business Promotion Expenses	872,706	By Sale of Prospectus	423,428
To Advertisement Exp.	7,973,719	By Misc Income	201,964
To Care & Counselling Activities	3,161,167		
To Consultancy Charges	70,772		
To Conveyance Expenses	20,997		
To Dress & Costume Exp.	685,534		
To Depreciation	6,075,576		
To Electricity charges	2,295,564		
To Entrepreneurship cell	413,000		
To EPF Employers Share	156,695		
To ESI Employer Share	88,420		
To Examination & Enrollment Charges	4,000		
To Faculty Fee	184,500		
To Garden Expenses	304,240		
To General Exp	12,544		
To Generator Running & maintenance	600,361		
To Hostel Exp.	1,000,389		
To Housekeeping Exp.	1,090,923		
To Incentive Paid	5,485,868		
To Insurance Exp.	202,714		
To Internet Expenses	139,592		
To Interest Paid	11,182		
To Office Expenses	425,163		
To Placement Activity	931,043		
To Pooja & Festival Expenses	29,512		
To Postage & Courier Charges	84,208		
To Printing & Stationary	387,136		
To R & D Expense	428,260		
To Rent	1,284,607		
To Repair & Maintenance	885,451		
To Salary	41,695,500		
To Security Guard Expense	765,117		
To Staff Welfare Expenses	163,454		
To Student Facility Expenses	2,659,720		
To Student Scholarship	75,000		
To Subscription & membership	141,600		
To Telephone Expenses	330,759		
To Tours & Travelling Expenses	1,786,698		
To Vehicle Running & Maintenance	200,590		
To Water Exp.	191,506		
To Website & Software Development Charges	814,026		
<b>To Excess of Income over Expenditure</b>	<b>5,289,933</b>		
<b>TOTAL</b>	<b>91,482,836</b>	<b>TOTAL</b>	<b>91,482,836</b>

In terms of our separate  
report of even date annexed

**For RAV & ASSOCIATES**  
**CHARTERED ACCOUNTANTS**  
FRN No: 021000N



(VINAY BANSAL)  
Partner  
Memb. No: 503316  
UDIN:

**FOR ASIAN BUSINESS SCHOOL**

*(Handwritten signatures)*  
(Trustee) (Trustee)

Place: New Delhi  
Date: 19.04.2022

**SCHEDULE OF FIXED ASSETS - SCHEDULE "D"**

Particulars	WDV as on 01.04.21	Additions		Disposal	Total	Dep. Rate	Depreciation for the year	WDV as on 31.03.22
		before 03.10	after 03.10					
Air Conditioner	7,754,127	596,536			8,350,663	10%	835,066.32	7,515,597
Bus	1,893,769			233,050	1,660,719	15%	284,065.32	1,376,653
Books	374,155				374,155	60%	224,493.25	149,662
Camera	286,828	26,196			313,024	15%	46,953.62	266,070
Car	566,820				566,820	15%	85,023.05	481,797
CCTV Camera	1,330,587				1,330,587	10%	133,058.69	1,197,528
Computer	1,888,429	422,499			2,310,928	40%	924,371.29	1,386,557
Office Equipment	4,657,072	229,690	25,335		4,912,097	15%	734,914.39	4,177,182
Fire Board(ABS)	35,296				35,296	10%	3,529.64	31,767
Fire Extinguisher	1,305,197				1,305,197	10%	130,519.71	1,174,677
Furniture & Fixture	6,757,345	54,870	914,500		7,726,715	10%	726,946.53	6,999,769
Generator	2,053,542				2,053,542	15%	308,031.32	1,745,511
Invertor	161,669				161,669	10%	16,166.88	145,502
Led Board	220,415				220,415	10%	22,041.52	198,374
Mobile	517,670	16,600	59,800		594,070	15%	84,625.56	509,445
Sporting goods	148,239	26,004	32,480		206,723	15%	28,572.45	178,151
Telephone	107,163				107,163	15%	16,074.47	91,089
Pump Set	179,377				179,377	15%	26,906.52	152,470
Television	167,043				167,043	10%	16,704.32	150,339
UPS / Battery	779,550				779,550	10%	77,955.02	701,595
Water Dispencer	24,885				24,885	10%	2,488.53	22,397
Voice Logger(Hardware & Software)	18,656				18,656	15%	2,798.41	15,858
Sound & System	367,562	114,460			482,022	15%	72,303.26	409,718
Xerox Mechine	19,932				19,932	15%	2,989.80	16,942
Hostel/Office Wifi	588,041				588,041	40%	235,216.48	352,825
Softwere	2,064,894	362,736	262,747		2,690,377	25%	639,750.81	2,050,626
Electrical Equipment	1,741,228	194,919	93,518		2,029,665	10%	198,290.62	1,831,375
RO / Plant	136,827				136,827	15%	20,524.06	116,303
Refrigerator		12,790			12,790	10%	1,279.00	11,511
MDB Panal	120,853	172,280			293,133	15%	43,969.98	249,163
Solar Power Plant		104,202			104,202	40%	41,680.80	62,521
Event Stage		859,040	47,200		906,240	10%	88,264.00	817,976
<b>TOTAL</b>	<b>36,267,174</b>	<b>3,192,822</b>	<b>1,435,580</b>		<b>40,662,526</b>		<b>6,075,576</b>	<b>34,586,950</b>



*Ravi Kumar* *Ravikiran*

Asian Business School

SECURED LOANS - SCHEDULE "A"

Hdfc Bank Ltd 20,579.35

**TOTAL**

**20,579.35**

SUNDRY CREDITORS - SCHEDULE "B"

AMOUNT (RS)

Indrani Graphics(Prop.) - DMOPK2606B	82,906.00
SRV Media Pvt Ltd	104,400.00
ICICI BANK CREDIT CARD NO. 4055-3310-1223-6001	1,027,345.20
Indusind Bank Card No 4412-8577-3827-8008	100,000.00
Yes Bank Card No.5363-0320-1032-4534	19,332.00
AICTE	90,000.00
All India Management Association	406,000.00
All India Management Association (2020-21)	108,088.00
COLLEGE DUNIAWEB PVT. LTD	259,830.00
ZMOT PRO PVT LTD	432,500.00
Shri Sai Digital Advertising	71,522.00
InfoEdge (India) Ltd (2021-22)	386,400.00
E3 Events & Management Pvt. Ltd.	45,400.00
LEHAR ADVERTISING PVT LTD	16,753.00
ARVI IT SOLUTIONS	18,880.00
Geeta Sachdeva	146,137.00
Mathur Fire Service- BBXPM6048M	258,892.00
DIGITAL SECURITY SOLUTIONS	664,930.00
AMBEY ELECTRICALS	8,699.00
Dharma Electricals & Electronics	9,293.00
A V Techno Soft India Pvt. Ltd.	50,000.00
Eco Climate Solutions - ATBPG3087D	205,406.00
Picano India	204,981.00
ANU INTERNATIONAL	25,488.00
MARKETXPANDER SERVICES PVT.LTD	180,020.00
Jay Shree Chouksey - ABRPC1593N	618,165.00
Parul Enterprises - AGEPC2540B	391,560.00
R W A BLOCK FG & H SEC. 44 NOIDA	48,000.00
Shilpy Restaurant	415,171.00
Shivam Handloom	10,790.00
YWCA DELHI	658,985.00
Jat Ambey Trading Company	60,646.00
MS Facilities Services - CLIPK1217N	488,400.00
Path Digital India - AFJPJ5637C	6,910.00
Deep Enterprises	10,620.00
Vinay Kumar Pandey (News Paper)	14,517.00
MAP Events Entertainment Pvt. Ltd.	11,600.00
SANGAM TENT HOUSE	145,040.00
Trophy Studio	18,571.00
AL - Arabian Nursery and Contractor and Supplier	156,745.00
Parijaat Nursery and Landscaping - BGGPJ5800C	84,150.00
AG ENVIRO INFRA PROJECTS PVT. LTD.	18,585.00
Ballia Enterprises	35,513.00
Chitrakoot Properties Ltd. Maintenance Division	21,914.00
ESSENTIALS NOW	85,264.00
Hi Care Pest Control	7,434.00
R.K Brothers	7,425.00
Balaji Innovation (Firm) - AARFB3128M	47,120.00
D K Enterprises	17,811.00
M H Enterprises	91,094.00
N.K. Printer (PROP.) -BYYPS3051G	161,695.00
Sai Advertising Solution - HXWPS0198P	43,412.00
Yukti Enterprises	22,675.00
Neelam Jain	5,887.00
Saroj Banthia	3,924.00
Competent Air Conditioner Service	140,171.00
HAROON STEEL WORKS	40,938.00
Jyoti Enterprises	32,358.00
Mohamad Nadeem - ANRPN3112C	23,500.00
Pandey Float Glass	360.00
Shivam Enterprises	6,200.00
Shree Jagnath Jee Sanitation - CBEPS6464F	2,880.00
S K Paints Store	14,295.00
TARINI INDUSTRIAL SOLUTIONS	7,894.00
Uday Chandra Ayush Kumar	23,111.00
Vaishno Enterprises	5,310.00
Zeva Enterprises - AJVPP2708A	7,769.00
Confederation of Indian Industry	17,700.00
Marwell Tours & Travels (Cred.)	86,414.00
Mukesh Kumar Driv. (Mant.)	6,504.00
Be Protect Security Services - AAUFB6543R	347,165.00
NIIT LIMITED	124,410.00

**TOTAL**

**9,519,804.20**

*Neelam Jain*

*Neelam Jain*



<u>OTHER LIABILITIES - SCHEDULE "C"</u>	<u>AMOUNT (RS)</u>
Course Fee Due but not Accrued	19,830,000.00
E P F Payable	31,064.00
E S I Payable	10,990.00
Fee Received In Advance from Students	10,643,000.00
Gst Payable	36,689.20
Salary Payable	3,091,001.00
Staff Welfare Expenses Payable	38,304.00
Tds Payable	1,198,429.00
<b>TOTAL</b>	<b>34,879,477.20</b>

<u>SUNDRY DEBTORS - SCHEDULE "E"</u>	<u>AMOUNT (RS)</u>
Course Fees Receivable From Student	7,340,022.00
<b>TOTAL</b>	<b>7,340,022.00</b>

<u>CASH &amp; BANK - SCHEDULE "F"</u>	<u>AMOUNT (RS)</u>
Bank Accounts	594,893.24
Cash-In-Hand	13,955.00
FDR	51,690.00
<b>TOTAL</b>	<b>660,538.24</b>






**LOAN & ADVANCES - SCHEDULE "G"**

	<b>AMOUNT (RS)</b>
Imprest- Shreyanjali	1,926.00
Imprest - Himani Sharma	9,368.00
HDFC Car Loan Receivable	20,743.00
Facebook Ireland Limited	193,299.14
Google India Pvt Ltd	410,362.00
Growthtrack Info Tech Pvt. Ltd.	561.00
The Big Picture	60,000.00
Turquoise Living	2,100.00
Padmesh Dauji Gupta	739,475.00
Techno Tech Solutions	141,863.00
Daikin Airconditioning India Pvt.Ltd	1,992.00
Mv Construction - ABFFM1317G1ZH	103,023.00
Vistas Electricals	50,000.00
Ayushi Enterprises - AKWPY5009P	24,495.00
Jitender Kumar	1,623.00
Jupiter Electronics And Telecom System	22,018.00
Vinay Tiwari - AFZPT3907K	21,577.00
<b>TOTAL</b>	<b>1,804,425.14</b>

**OTHER CURRENT ASSETS - SCHEDULE "H"**

	<b>AMOUNT (RS)</b>
Y W C A Security for Rent	270,000.00
Security with Noida Water	119,766.00
Security Deposit - EEEUDD-3 Noida	1,666,400.00
Saroj Banthia Security for Rent	12,000.00
Rajender Sharda	9,459.00
Neelam Bardia Security for Rent	18,000.00
Marvel Tours and Travels - Security for Uk Trip	55,364.00
Juhi Chouksey Security for Rent	380,000.00
Dd (Labour Court)	150,000.00
A M Y Hospitality Security for Rent	77,000.00
Anurendra Kumar Singh	12,000.00
<b>TOTAL</b>	<b>2,769,989.00</b>

*Sunder Mann*      *Rajender Sharda*

